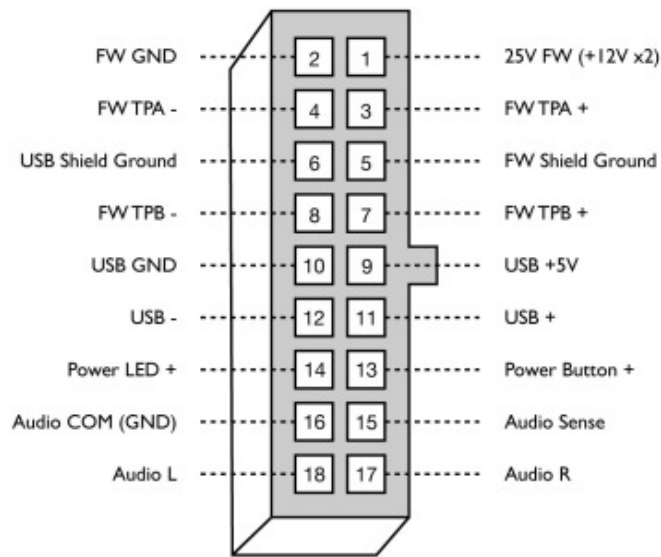


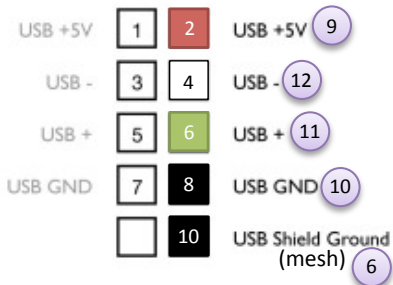
G5 Front Panel Connector



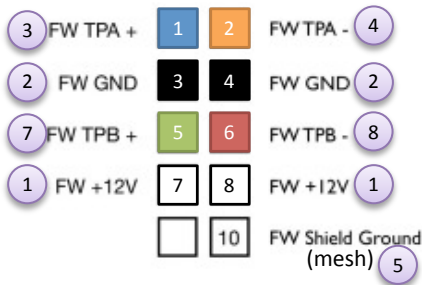
NOTE: View shown here is “top down” of multi-pin connector while connected to motherboard (not “bottom up” after disconnecting from motherboard)

Standard Motherboard Connections

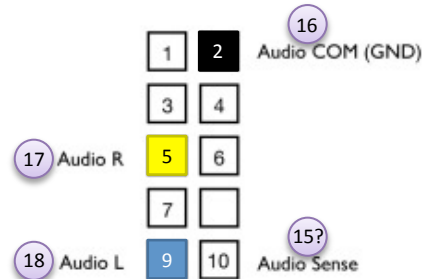
USB Header



Firewire Header



Audio Header



Key:

Colors = wire insulation colors from Silverstone FP-32 (or similar) wiring harness

○ = G5 front panel pin assignments

NOTE:

PWR button ground is not needed, as long as the USB and Firewire are connected properly.